

Set design Giuseppe Casarosa


caratteristiche tecniche - "Set" è un sistema di pannelli modulari, posizionabili a parete o usati per dividere temporaneamente o in modo stabile gli spazi residenziali o grandi spazi commerciali. Sono pannelli imbottiti e montati su telai in frassino, collegati con cerniere l'uno all'altro, fanno diventare la struttura autoportante e variabile nella forma. In termini tecnici "set" è un mobile a geometria variabile. I moduli sono in due altezze e due larghezze. Possono essere accessoriati con appendiabiti, mensole e specchi per aggiungere funzionalità e flessibilità d'uso. La capacità dei pannelli di organizzarsi in strutture lineari ma anche in geometrie articolate e complesse, rendono questo "set" un prodotto trasversale. In casa può essere usato per delimitare due aree, per esempio la zona pranzo dal living oppure usato per risolvere in modo creativo la zona ingresso, e inoltre con due o tre pannelli, si possono realizzare dei piccoli boudoir nella zona notte.

Nei grandi spazi invece, le esigenze sono diverse. Si richiedono lunghe quinte lineari per indicare i percorsi o si possono prevedere composizioni più articolate, destinate a creare sequenze di spazi privé per incontri riservati e riunioni di lavoro.

I pannelli sono imbottiti con sottili lastre di schiuma, la scelta del tessuto o della pelle consente di vestire l'oggetto in modo personale ed esclusivo. Il colore e l'aspetto tattile dei materiali rafforzano la carica espressiva e la forza comunicativa del prodotto e le grandi superfici dei pannelli si prestano ad interpretazioni di forte impatto cromatico.

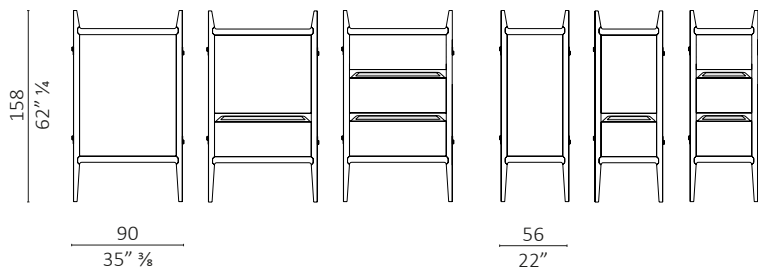
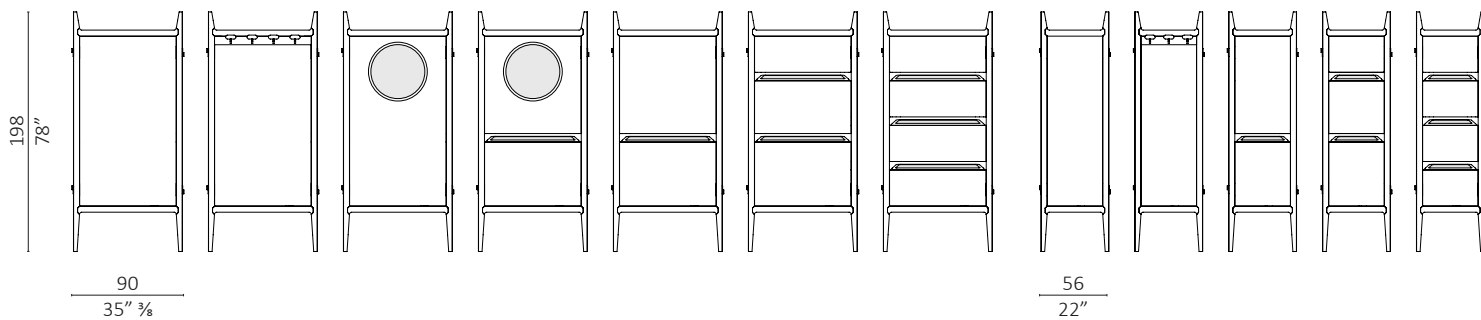
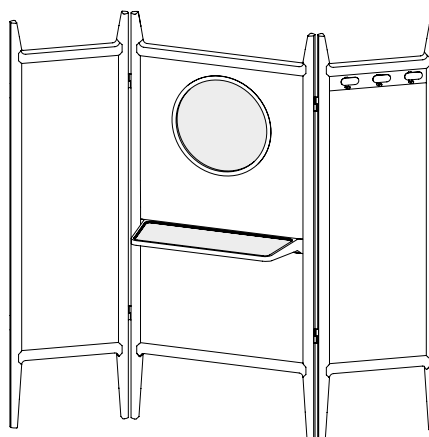
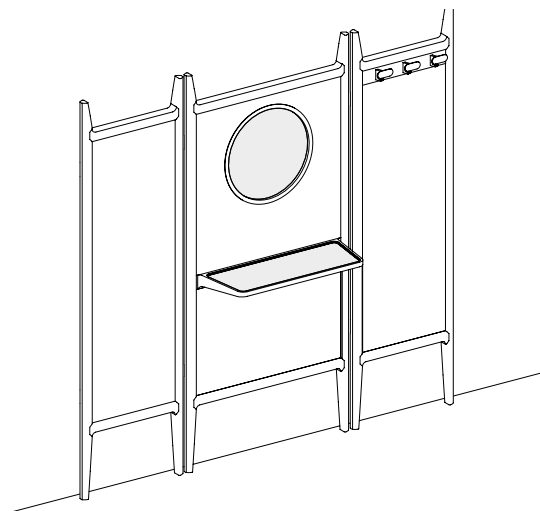
technical features - "Set" is a system of modular panels, which may be hung to a wall or used freestanding as a temporary or permanent partition in a residential or large commercial space. the panels are upholstered and mounted to ash-wood structures, hinged to each other, making the frame freestanding and variously shaped. technically, "set" is a variable-geometry piece of furniture. The modules are available in two heights and two widths. they may be finished with accessories, such as coat hooks, shelves and mirrors, to make them more functional and flexible to use. The panels' ability to be arranged in straight forms as well as in complex, intricate geometries make "set" a multipurpose product. at home, it may be used as a partition, for instance between the dining room and the living room, or to add a creative twist to the hall, or two or three panels may set up to form a small boudoir in the bedroom.

large areas have different requirements, long, straight compositions create a route, more complex combinations can create private areas for confidential or business meetings. The panels are upholstered with thin foam, the choice of fabric or leather to dress the panels makes everytime the product itself a personal and exclusive solution. the colour and texture of the materials enhance the expressive power and the communicative strength of the product. the large surfaces of the panels lend themselves to strong colour statements.

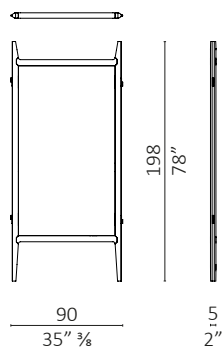


fissaggio a parete / wall mounted

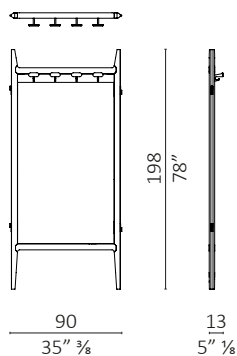
autoportante / freestanding



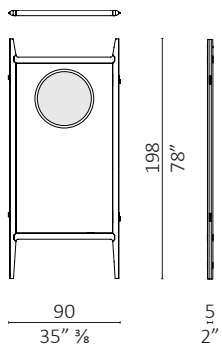
Set high



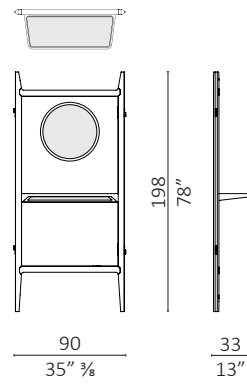
Set high appendiabiti/clothes



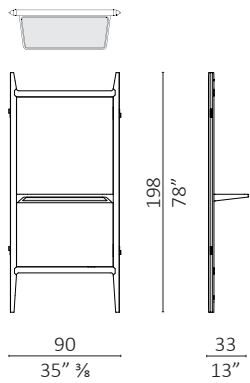
Set high specchio/round mirror



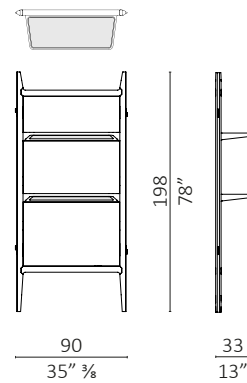
Set high specchio e mensola/round mirror shelf



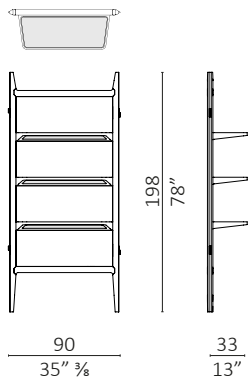
Set high mensola/shelf



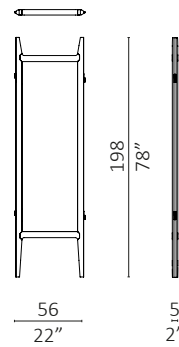
Set high 2 mensole/2 shelves



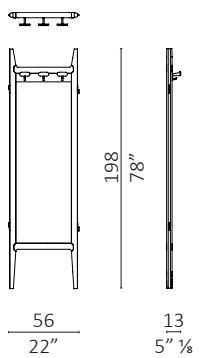
Set high 3 mensole/3 shelves



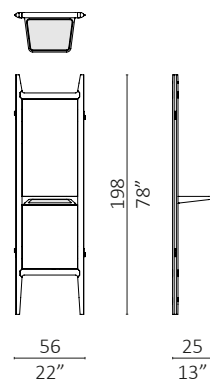
Set high



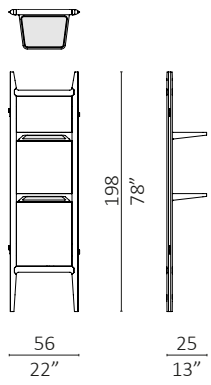
Set high appendiabiti/clothes



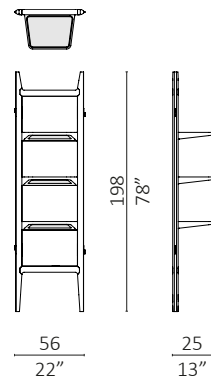
Set high mensola/shelf



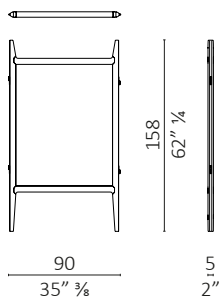
Set high 2 mensole/2 shelves



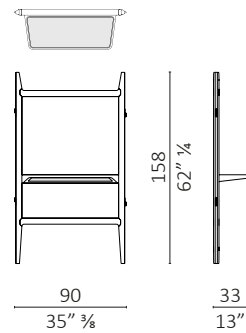
Set high 3 mensole/3 shelves



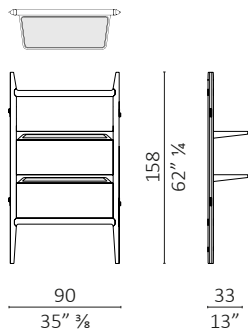
Set low



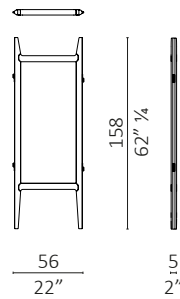
Set low mensola/shelf



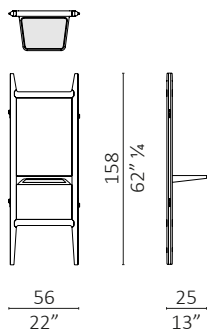
Set low 2 mensole/2 shelves



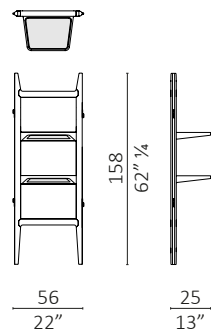
Set low



Set low mensola/shelf



Set low 2 mensole/2 shelves



Top mensole/shelves



$\frac{28}{11'' \frac{1}{8}}$

$\frac{90}{35'' \frac{3}{8}}$



Top mensole/shelves



$\frac{20}{7'' \frac{7}{8}}$

$\frac{56}{22''}$

