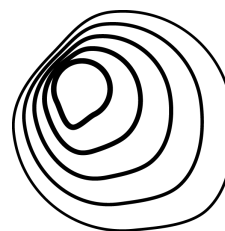


PRODUCT LIST



BROKIS

IDENTIFICATION

**PRODUCT NO.**

PC940

NAME

SHADOWS XL . D260 H2335

TYPE

PENDENT LAMP

COLLECTION

SHADOWS XL

LINE

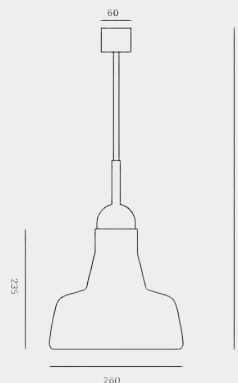
EXCLUSIVE LINE

DESIGNED BY

LUCIE KOLDOVÁ, DAN
YEFFET

DIMENSIONS (MM)

260 X 2335 X 235 X 60



CHARACTERISTIC

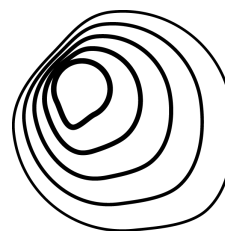
FEATURES

PAYING HOMAGE TO ITS TYPOLOGICAL HERITAGE, THE SHADOWS COLLECTION IS A NEW TAKE ON THE RECOGNIZED AND TIMELESS FRENCH ATELIER PENDANT SPOT LIGHT. THE FIVE-LAMP CLUSTERS FEATURE DIFFERENT TYPES OF GLASS SHADE THAT SLIDE OVER A WOODEN NECK. THE VARIABLE FITTINGS ALLOW YOU TO APPLY YOUR OWN CREATIVITY IN COMPOSING NEW LIGHTING EXPERIENCES EVERY DAY, WHILE THE PURITY OF FORM IS UNDERSCORED BY THE HIDDEN LIGHT SOURCE – A WARM LED SPOTLIGHT. SHADOWS XL, NEW FOR 2015, FEATURES A DESIGN THAT HOLDS TRUE TO THE LINES OF THE ORIGINAL SHADOWS COLLECTION, BUT IT BOASTS A NEARLY 50% PROPORTIONAL INCREASE IN SIZE. THANKS TO ITS AMPLE DIMENSIONS, SHADOWS XL WORKS WELL AS AN INDEPENDENT SUSPENSION LIGHT AND ALLOWS FOR CONVENIENT LIGHTING OF, FOR INSTANCE, DINING TABLES, BARS, ETC.

TECHNOLOGY

THE CRAFTSMANSHIP APPLIED IN PRODUCTION FOLLOWS IN THE CENTURIES-OLD TRADITION AND EXPERIENCE OF MASTER GLASSMAKERS. THE PRECISION CRAFTING OF HAND-BLOWN GLASS INSTILLS DISTINCTIVE, ENDURING CHARACTER AND OUTSTANDING QUALITY IN ALL BROKIS PRODUCTS. THE GLASS SHADES ARE FORMED FROM MULTIPLE LAYERS OF MOLTEN GLASS, EACH OF WHICH IS SCRUTINIZED BY THE MASTER GLASSMAKER PRIOR TO BEING BLOWN INTO THE MOLD. UP TO 70% OF THE RESULTING QUALITY IS ACHIEVED IN THIS STAGE OF PRODUCTION. NO LESS ATTENTION TO DETAIL IS PAID IN HANDCRAFTING THE WOODEN ELEMENTS OF THE LIGHT. EACH PIECE IS INDIVIDUALLY PROCESSED BY THE ARTISAN IN A SERIES OF STRICTLY OBSERVED PRODUCTION STAGES. WE TAKE SPECIAL CARE IN SELECTING QUALITY FINE WOOD AND ECOLOGICALLY FRIENDLY MATERIALS TO TREAT IT WITH.

PRODUCT LIST

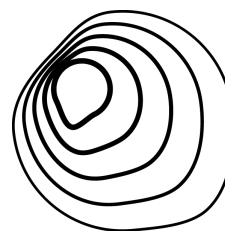


BROKIS

SELECTING QUALITY FINE WOOD AND ECOLOGICALLY FRIENDLY MATERIALS TO PROTECT YOUR...



PRODUCT LIST



BROKIS

PRODUCT CLASSIFICATION

SHADOWS XL			PC940
COLOUR	BAS	BLACK - TRANSPARENT GLASS	CGC602 •
COLOUR	BAS	BLACK - TRIPLEX OPAL	CGC36 •
COLOUR	BAS	SMOKE BROWN - TRANSPARENT GLASS	CGC538 •
COLOUR	BAS	OPALINE - TRANSPARENT GLASS	CGC38 •
COLOUR	BAS	SMOKE GREY - TRANSPARENT GLASS	CGC516 •
COLOUR	BAS	TRANSPARENT GLASS	CGC23 •
COLOUR	BAS	TRIPLEX OPAL	CGC39 •
GLASS SURFACE	ALL	GLOSSY SURFACE	CGSU66
GLASS SURFACE	ALL	ACID-ETCHED OUTSIDE SURFACE	CGSU67
CONSTRUCTION SURFACE	BAS	EUROPEAN OAK - STAINED WHITE	CCS680 •
CONSTRUCTION SURFACE	BAS	EUROPEAN OAK - STAINED BLACK	CCS592 •
CONSTRUCTION SURFACE	BAS	EUROPEAN OAK - UNTREATED	CCS657 •
CONSTRUCTION SURFACE	BAS	EUROPEAN OAK - NATURAL WAXED	CCS518 •
CONSTRUCTION SURFACE	STA	AMERICAN WALNUT	CCS757 •
CANOPY SURFACE	BAS	EUROPEAN OAK - STAINED WHITE	CCSC838 •
CANOPY SURFACE	BAS	EUROPEAN OAK - STAINED BLACK	CCSC839
CANOPY SURFACE	BAS	EUROPEAN OAK - UNTREATED	CCSC840 •
CANOPY SURFACE	BAS	EUROPEAN OAK - NATURAL WAXED	CCSC841 •
CANOPY SURFACE	STA	AMERICAN WALNUT	CCSC842 •
BULBS	ALL	BULB - DIM LED - WW - SILVER 13W E26 100-120V US	CEB850
BULBS	ALL	E27 230V 13W 2700K 770LM RA90 DIM	CEB621
CABLE COLOUR	ALL	TEXTILE CORD - WHITE	CECL521 •
CABLE COLOUR	ALL	TEXTILE CORD - WHITE US	CECL835
CABLE COLOUR	ALL	TEXTILE CORD - BLACK	CECL519 •
CABLE COLOUR	ALL	TEXTILE CORD - BLACK US	CECL834
CABLE COLOUR	ALL	TEXTILE CORD - RED	CECL530 •
CABLE COLOUR	ALL	TEXTILE CORD - GREY	CECL520 •
CABLE COLOUR	ALL	TEXTILE CORD - YELLOW	CECL606 •
CABLE COLOUR	EXT	TEXTILE CORD - WHITE / SURCHARGE PER 1 M	CECL713
CABLE COLOUR	EXT	TEXTILE CORD - WHITE US / SURCHARGE PER 1 M	CECL873
CABLE COLOUR	EXT	TEXTILE CORD - BLACK / SURCHARGE PER 1 M	CECL704
CABLE COLOUR	EXT	TEXTILE CORD - BLACK US / SURCHARGE PER 1 M	CECL872
CABLE COLOUR	EXT	TEXTILE CORD - RED / SURCHARGE PER 1 M	CECL715
CABLE COLOUR	EXT	TEXTILE CORD - GREY / SURCHARGE PER 1 M	CECL716
CABLE COLOUR	EXT	TEXTILE CORD - YELLOW / SURCHARGE PER 1 M	CECL714
CERTIFICATION	ALL	CE	CEC160
CERTIFICATION	ALL	ČSN EN 60598-1	CEC567
CERTIFICATION	ALL	ČSN EN 60598-2-1	CEC568