

m o o o i<sup>®</sup>



## Heracleum II

---

Decorative LED lamp inspired by the Heracleum Plant. The white lenses ramify from one branch creating a technical, natural structure. By using the technique of conductive layers, the lamp is thin & delicate. A design not possible with normal wires.

---

<b>Designer</b>	Bertjan Pot
<b>Year of design</b>	2010
<b>Material</b>	Metal wire frame, poly carbonate lenses, ultra thin suspension wire.
<b>Additional</b>	Designed by Bertjan Pot Powered Through Electrosandwich By Marcel Wanders

---

## detailing



The Heracleum leaves are not frozen in one position. They can be freely re-positioned by rotating them around their stem.

New: Heracleum includes a new LED that allows endless technical possibilities, making this new version much more efficient while providing unique and sparkling illumination.

## colours




Nickel



Copper

## technical general



### amount of LED's:

63

### colour temperature (degrees Kelvin, K) Colour rendering index:

2700K (warm white, comparable to incandescent) CRI\_Ra 85, colour rendering group IB

### luminous flux (Lumen, lm):

695 lm (>40W incandescent)

### Power consumption MAX 20W

---

## technical (cULus)



Dimmable with mains voltage dimmer (dimmer for incandescent, halogen)

Please make sure to use a dimmer rated for a low power luminaire.

Input voltage of 110-127V~60Hz AC

Voltage on lamp < 5V DC (actual lamp surface functions as conductor!)



Steel canopy, cable length 4M | 13.1 ft (transparent)  
Power supply included in canopy.

Professional installation recommended.

### recommended dimmers

Dimmers below (make & type) have proven to show a fluent dimming behaviour with *cULus* version:

Lutron CT-603PGH-WH

Lutron DIVA DV-603PG

Lutron DV-600P

Lutron CTCL-153 PD

Lutron LQSA-4A-D & QSNE-4A-D

IMPORTANT! The use of a non-recommended dimmer can lead to unexpected dimming behavior and even non-repairable damage of the fixture and/or driver.

## technical (CE)



Dimmable with mains voltage dimmer (dimmer for incandescent, halogen)

Please make sure to use a dimmer rated for a low power luminaire.

Input voltage of 220-240V ~50Hz AC

Voltage on lamp < 5V DC (actual lamp surface functions as conductor!)



Steel canopy, cable length 4M (transparent)

Power supply included in canopy.

Professional installation recommended.

### recommended dimmers

Dimmers below (make & type) have proven to show a fluent dimming behaviour with CE version:

GIRA 226200 (replaces 030600) R,L

JUNG 225TDE TRONIC (R,C)

JUNG 244HEX20-500 R,L

INSTA 51180 R,L

PEHA 435 HAN R,L

PEHA 433 HAB TRONIC (R,C)

Cooper control iLight system source controllers: SCI0410, SCI0805, SCI1210, SCI1220

UNOTECH, type LD-100P

Varilight, type JQP401 (UK-only)

Lutron LQSA-4A-D & QSNE-4A-D

**IMPORTANT!** The use of a non-recommended dimmer can lead to unexpected dimming behavior and even non-repairable damage of the fixture and/or driver.



---

## packaging

H 75 cm | 29.5"  
W 103 cm | 40.6"  
D 103 cm | 40.6"

Colli 1/1  
Product weight:  
7 KG | 15.4 lb  
With packaging:  
10 KG | 22 lb

---

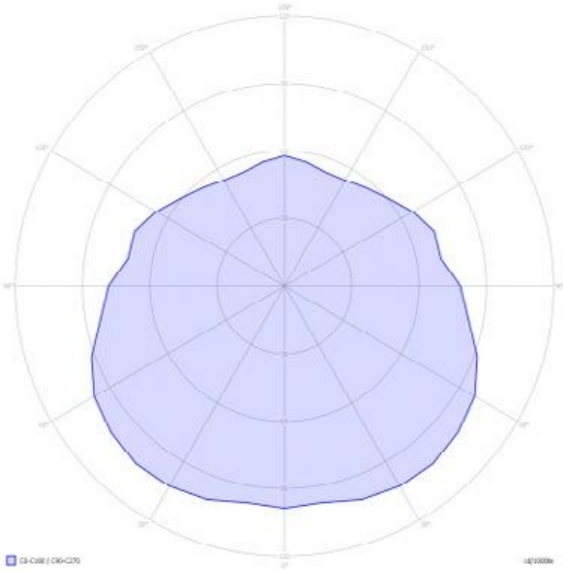
## cleaning instructions

Can be effectively cleaned using a regular household dust cloth or feather duster. Lightly dust inbetween each component when the lamps are not in use. Moooi recommends always reading the label of any cleaning products you wish to use on or near any item from the Moooi collection. For further information on how to clean this product please contact your nearest Moooi agent or dealer which can be located through our website.

# m o o o i<sup>®</sup>

---

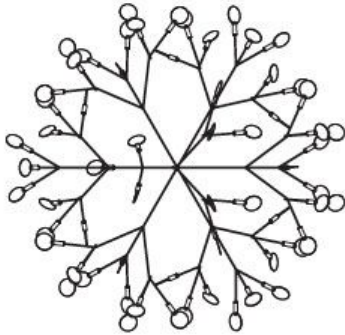
## radiation diagram



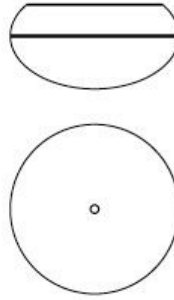
# m o o o i<sup>®</sup>

## dimensions

98 cm | 38.6"

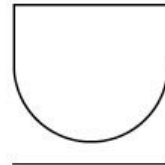


CE Canopy



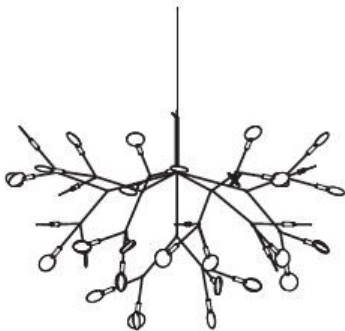
16 cm | 6.3"  
8 cm | 3.2"

cULus Canopy

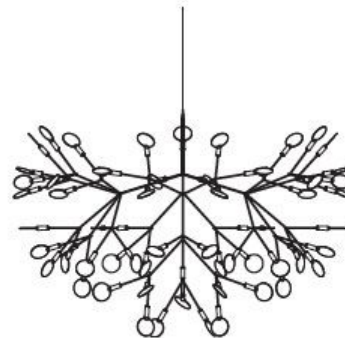


11 cm | 4.3"

13 cm | 5.1"



30 cm - 400 cm  
11.8" - 157.5"



65 cm | 25.6"