




TXL Joan Gaspar

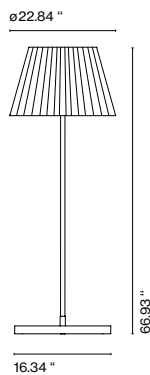
marset



TXL 205



TXL 170



TXL 205

- ☑ 2 x E26 CFL TYPE T3 23W
- ☑ 2 x E26 LED TYPE A 11W

TXL 170

- ☑ 3 x E26 CFL TYPE T2 11W
- ☑ 3 x E26 LED TYPE A 8W

120 V - 60 Hz

Black electrical cord

Cast iron base with slate, and metallic stem, both with stainless cataphoresis treatment. Shade made of textilene ribbons. Diffuser in white acid etched glass.

Structure

- Grey

Shade

- White




Suitable for wet locations

Download Assembly Instructions

Download 2D

Download 3D

Range



info@marset.com
www.marset.com

Designed to illuminate gardens and terraces, TXL emits an extremely warm light, just like an indoor lamp.