



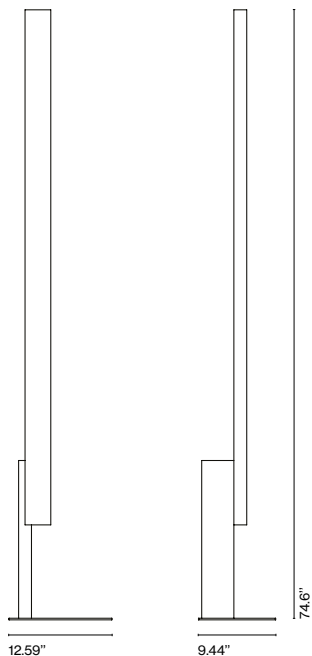
High Line

Josep Lluís Xuclà

marset



High Line



High Line





LED SMD 44W
700mA 2700K CRI90
Delivered lumens - 2075lm
(included)

Black electrical cord

Dry locations only

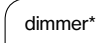
Base in black lacquered iron. Structure made up of two solid wooden profiles: the lower lacquered volume supports an upper profile in oak or wenge which accomodates the light source.

High Line

-  Oak - White (RAL 9002)
-  Oak - Orange red (RAL 2001)
-  Wenge - Blue (RAL 5024)
-  Wenge - Green (RAL 6003)

- [Download](#) Assembly instructions
- [Download](#) 2D
- [Download](#) 3D
- [Download](#) Photometric data



 dimmer* * Foot-operated progressive in-line dimmer



marsetusa@marset.com

⚠ WARNING. California Proposition 65 Warning for California Consumers. This product can expose you to chemicals including wood dust and lead which are known to the State of California to cause cancer or birth defects or other reproductive harm. For more information go to www.P65Warnings.ca.gov

High Line is a light sculpture, a svelte line that gives off light without revealing its source. Formally, it's a composition in volumes and colours. Three blocks that stand out for their shapes and tones.