

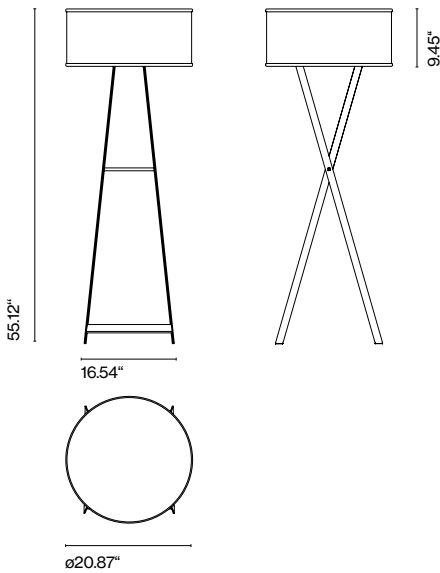


# **Cala** Joan Gaspar

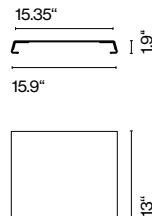
**marset**



**Cala 140 IP65**



**Weighted Base**



**Cala 140 IP65**

- 2x E26 CFL TYPE T4 18W
- 2x E26 LED TYPE A 11W

120 V - 60 Hz

Black electrical cord

Weight of the base: 12.05 lb

Structure in painted iron or iroko wood. A rotary moulded polyethylene shade is enclosed in a zip-ped textile sleeve. Painted iron base with stainless cataphoresis treatment.

**Structure**

- Grey
- Dark iroko

**Shade**

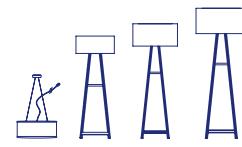
- Brown



Suitable for wet locations

- [Download](#) Assembly Instructions
- [Download](#) 2D
- [Download](#) 3D

**Range**



info@marset.com  
www.marset.com

Creating a warm, comfortable indoor atmosphere in an outdoor space: this is the aim of Cala, a highly decorative light with a structure that draws on the simplicity of metal café tables or the classic painter's trestle.