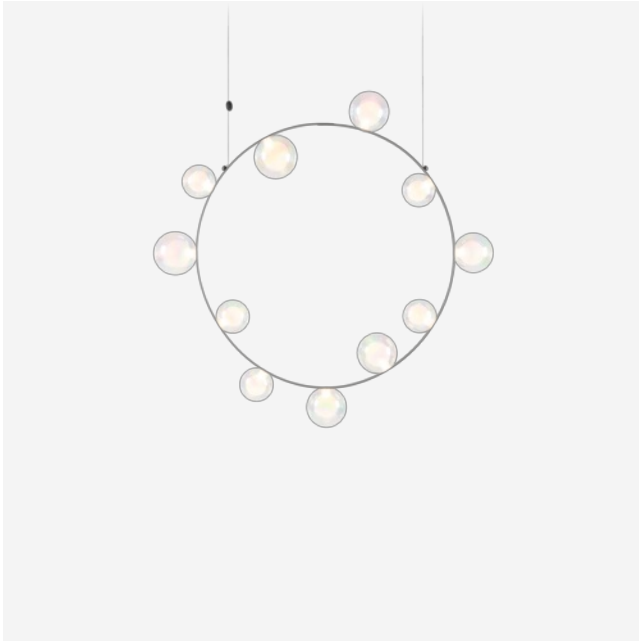


m o o o i


Hubble Bubble

MARCEL WANDERS STUDIO | POWERED THROUGH ELECTROSANDWICH® BY MARCEL WANDERS



Hubble Bubble, designed by Marcel Wanders studio, is an airy and joyful suspension lamp. Available in two sizes, with either 7 or 11 glass LED bubbles in oil-iridescent or frosted versions. Hubble Bubble can be hung both horizontally and vertically and is powered through Electrosandwich® by Marcel Wanders. Hubble Bubble is the cheery statement piece in your home that can hang from any angle.

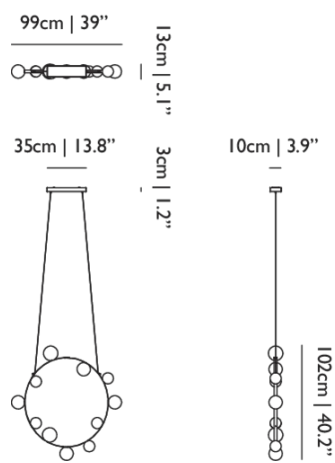
Detailing



Hubble Bubble is powered through Electrosandwich® technology, so the bubbles don't need any additional wiring

Hubble Bubble / 11

Dimensions



Product

WIDTH 99cm | 39"
HEIGHT 102cm | 40.2"
DEPTH 10cm | 3.9"
WEIGHT NETTO 1.5kg | 3.31lbs

Packaging

WIDTH 86.3cm | 34"
HEIGHT 15cm | 5.9"
CUBAGE 0.12m³ | 4.17ft³
LENGTH 91.3cm | 35.9"
WEIGHT 1.5kg | 3.31lbs

Technical CE

MATERIAL

Metal frame, polycarbonate light guides and glass bulbs

ENERGY LABEL

Energy Label B

LIGHTSOURCE TYPE

LED

NUMBER OF LIGHTSOURCES

11

INPUT VOLTAGE

220-240

MAX POWER CONSUMPTION

20W

LAMPHOLDER

LED (Solid state)

CABLE COLOUR

Transparent with tinned cores

CANOPY

Matching metal rectangle

CRI

93

LIGHT OUTPUT

530 lm

INSTALLATION REQUIRED

Yes

LIGHTSOURCE INCLUDED

Yes

SHAPE

Round

FREQUENCY

50/60

DIMMABLE

Yes

LIFETIME

50000 hours

CABLE LENGTH

250cm | 98.4"

COLOUR TEMPERATURE

2700 K

LIGHT DIRECTION

All directions

EEI

0.43

EFFICIENCY
26.5 lm/W

MEASURED POWER CONSUMPTION
17W

Technical cULus

MATERIAL

Metal frame, polycarbonate light guides and glass bulbs

ENERGY LABEL

Energy Label B

INSTALLATION REQUIRED

Yes

LIGHTSOURCE TYPE

LED

LIGHTSOURCE INCLUDED

Yes

NUMBER OF LIGHTSOURCES

11

SHAPE

Round

INPUT VOLTAGE

110-130

FREQUENCY

50/60

MAX POWER CONSUMPTION

20W

DIMMABLE

Yes

LAMPHOLDER

LED (Solid state)

LIFETIME

50000 hours

CABLE COLOUR

Transparent with tinned cores

CABLE LENGTH

250cm | 98.4"

CANOPY

Matching metal rectangle

COLOUR TEMPERATURE

2700 K

CRI

93

LIGHT DIRECTION

All directions

LIGHT OUTPUT

530 lm

EEI

0.43

EFFICIENCY

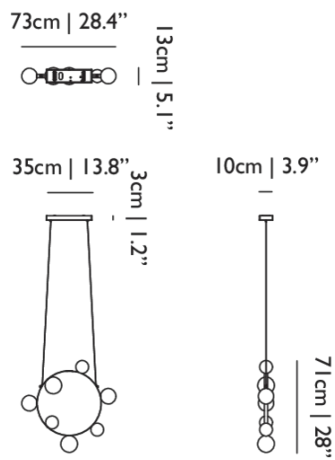
26.5 lm/W

MEASURED POWER CONSUMPTION

17W

Hubble Bubble / 7

Dimensions



Product

WIDTH 73cm | 28.7"
HEIGHT 71cm | 28"
DEPTH 10cm | 3.9"
WEIGHT NETTO 1.2kg | 2.65lbs

Packaging

WIDTH 61cm | 24"
HEIGHT 15cm | 5.9"
CUBAGE 0.06m³ | 1.97ft³
LENGTH 61cm | 24"
WEIGHT 1.2kg | 2.65lbs

Technical CE

MATERIAL

Metal frame, polycarbonate light guides and glass bulbs

ENERGY LABEL

Energy Label B

LIGHTSOURCE TYPE

LED

NUMBER OF LIGHTSOURCES

7

INPUT VOLTAGE

220-240

MAX POWER CONSUMPTION

10W

LAMPHOLDER

LED (Solid state)

CABLE COLOUR

Transparent with tinned cores

CANOPY

Matching metal rectangle

CRI

93

LIGHT OUTPUT

306 lm

INSTALLATION REQUIRED

Yes

LIGHTSOURCE INCLUDED

Yes

SHAPE

Round

FREQUENCY

50/60

DIMMABLE

Yes

LIFETIME

50000 hours

CABLE LENGTH

250cm | 98.4"

COLOUR TEMPERATURE

2700 K

LIGHT DIRECTION

All directions

EEI

0.33

EFFICIENCY
30.6 lm/W

MEASURED POWER CONSUMPTION
7W

Technical cULus

MATERIAL

Metal frame, polycarbonate light guides and glass bulbs

ENERGY LABEL

Energy Label B

LIGHTSOURCE TYPE

LED

NUMBER OF LIGHTSOURCES

7

INPUT VOLTAGE

110-130

MAX POWER CONSUMPTION

10W

LAMPHOLDER

LED (Solid state)

CABLE COLOUR

Transparent with tinned cores

CANOPY

Matching metal rectangle

CRI

93

LIGHT OUTPUT

306 lm

EFFICIENCY

30.6 lm/W

INSTALLATION REQUIRED

Yes

LIGHTSOURCE INCLUDED

Yes

SHAPE

Round

FREQUENCY

50/60

DIMMABLE

Yes

LIFETIME

50000 hours

CABLE LENGTH

250cm | 98.4"

COLOUR TEMPERATURE

2700 K

LIGHT DIRECTION

All directions

EEI

0.33

MEASURED POWER CONSUMPTION

7W

Hubble Bubble / Spheres 11

Dimensions

Product

Packaging

WIDTH 99cm | 39"

HEIGHT 102cm | 40.2"

DEPTH 10cm | 3.9"

WEIGHT NETTO 1kg | 2.2lbs

WIDTH 25.5cm | 10"

HEIGHT 31cm | 12.2"

CUBAGE 0.07m³ | 2.37ft³

LENGTH 85cm | 33.5"

WEIGHT 1kg | 2.2lbs

Technical

MATERIAL

Metal frame, polycarbonate light guides and glass bulbs

Hubble Bubble / Spheres 7

Dimensions

Product

Packaging

WIDTH 73cm 28.7"	WIDTH 27cm 10.6"
HEIGHT 71cm 28"	HEIGHT 32cm 12.6"
DEPTH 10cm 3.9"	CUBAGE 0.05m ³ 1.92ft ³
WEIGHT NETTO 1kg 2.2lbs	LENGTH 63cm 24.8"
	WEIGHT 1kg 2.2lbs

Technical

MATERIAL

Metal frame, polycarbonate light guides and glass bulbs

Dimmer

For fluent dimming behaviour we advise a dimmer that is compatible with the following specs.
Please note the functioning of the dimmer and the power supply combination can never be predicted, it always needs to be tested in practice.

DIMMER TYPE
Mains dimmable (trailing edge / reverse phase)
LOAD TYPE
Capacitive load (C-Type)
