

# AJ Table











Project name:

Project type:

Notes:



## Variant options

Light source	Voltage frequency	Color	Cable type
1/15W LED/A-19/medium	120V	 Aubergine	BLK
		 Black	WHT
		 Dark green	
		 Dark grey	
		 Light grey	
		 Midnight blue	
		 Pale petroleum	
		 Rusty red	
		 Wht	
		 Yellow ochr	

Terse and iconic design  
A semi-conical fixture head.  
An arm fixed to a round mounting box holds the fixture head.  
Fixture head pivots to direct light as needed.  
Different colour variants.  
Is a member of a product family for both outdoor and indoor.

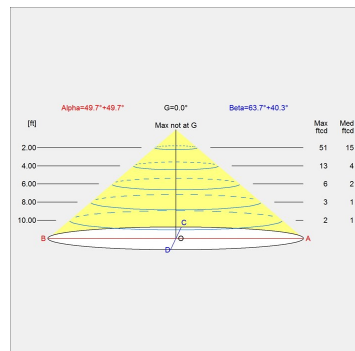
Portable fixture plugs into standard wall outlet.

## Arne Jacobsen

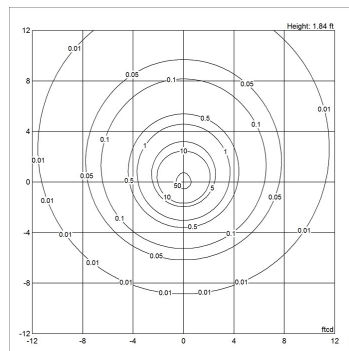
Min: 4.698 lbs Max: 4.698 lbs

## 120V

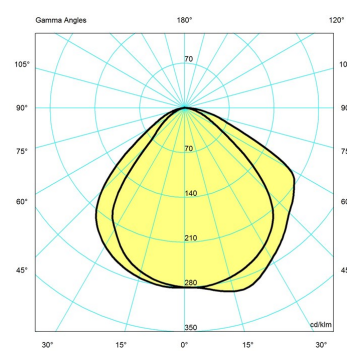
Cartesian



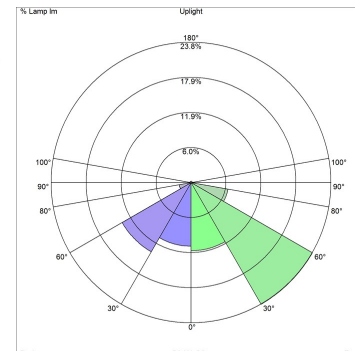
Isolux



Polar



Bug



The fixture emits glare free, directed light.  
Terse and iconic design  
Combined direct and indirect light ensures directed light with soft shadows  
The shade is painted white on the inside to ensure a soft comfortable light distribution.

Fixture head and wall box: spun steel, 1.5mm (0.06") thick, wet painted.  
Arm: extruded steel, 1.5mm (0.06") thick, wet painted.  
Base: cast zinc plated steel, 1.5mm (0.06") thick.  
Switch: on/off, phenolic, on base.  
Socket: Porcelain, medium base for A-19, frosted envelope lamps.

Aubergine, Black, Dark green, Dark grey, Light grey, Midnight blue, Pale petroleum, Rusty red, Wht, Yellow ochr