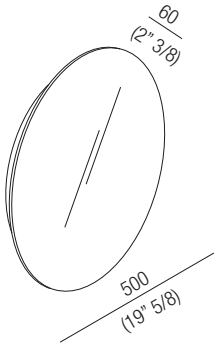

Accessori / Accessories

BUCATINI

ABUC0178L - ABUC0178N

Specchio con e senza illuminazione

Mirror with and without lighting

- Leggere le istruzioni prima di installare e utilizzare l'apparecchio.
- Conservare le istruzioni.
- L'installazione deve essere effettuata da personale qualificato.
- L'installazione deve avvenire nel rispetto delle norme vigenti nel paese.
- Se il cavo di alimentazione è danneggiato, va sostituito dal costruttore , dal suo servizio asssistenza, oppure da persona/azienda autorizzata.
- Prima di iniziare il montaggio assicurarsi di TOGLIERE TENSIONE dall'impianto elettrico.
- Conservare l'imballo fino ad accertamento del buon funzionamento dell'articolo.

- Rifiuto speciale elettrico - Smaltire negli appositi centri di raccolta

- Read the instructions before installing and using the device.
- Conserve the instructions.
- The installation has to be effected by trained personnel.
- The installation has to respect the valid standards .
- If the power cable is damaged, it has to be replaced by the supplier, by his customer service or by an authorized company /person.
- Before installing, please verify that the electric plant is not under tension.
- Conserve the package until you checked the articles functionality.

- Electric special waste dispose in the relevant waste collector

MANUTENZIONE

Per la normale pulizia si consiglia di utilizzare detergenti di uso comune. Si sconsiglia l'utilizzo di detergenti abrasivi, acidi e anticalcare.

MAINTENANCE

For normal cleaning use common detergents.
Do not use either abrasive detergents or solvents, acids and anti limestone.

NOTA

La ferramenta in dotazione permette Il fissaggio degli accessori su pareti in mattoni pieni o forati e in calcestruzzo.
Per pareti in cartongesso è necessario rinforzare adeguatamente la zona interessata ed eventualmente adottare sistemi di fissaggio specifici.

NOTE

The assembly material supplied allows the installation of the accessories on solid and hollow brick walls and on concrete walls.
For plasterboard walls it is necessary to reinforce adequately the area concerned and to adopt specific fixing systems if necessary.

ABUC178L versione con illuminazione 220V 28W LED (24

ASPE0599L version with LED lighting 220V 28W LED (24

Prodotto conforme alle direttive vigenti.

Manufactured according to running norms.

Agape srl
via A. Pitentino, 6 46037 Governolo
Roncoferraro (MN), Italy
T +39 0376 250311 / F +39 0376 250330
e-mail: info@agapedesign.it
www.agapedesign.it

CONTENUTO DELLA CONFEZIONE
PACKAGE CONTENTS

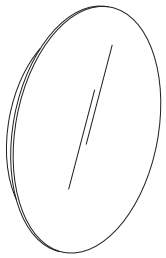

(A)
eccentrico / eccentric washer

(B)
calamita / magnet

fissaggi / fixing

STRUMENTI
TOOLS

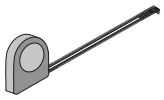

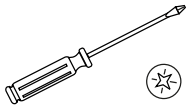

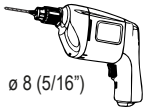

ø 8 (5/16")

ACCESSORI INSTALLATI
ACCESSORIES MOUNTED

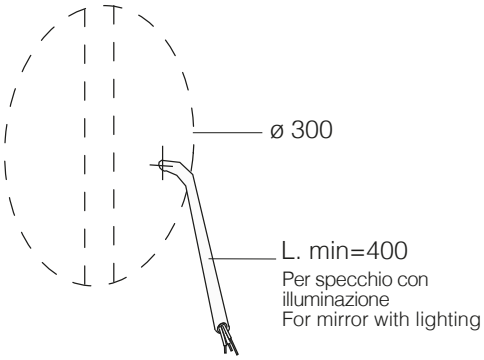

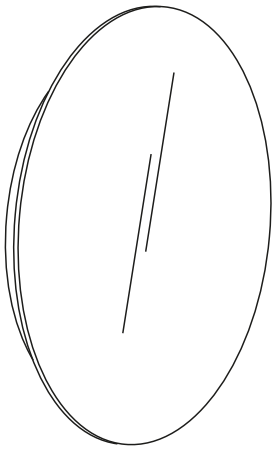

1

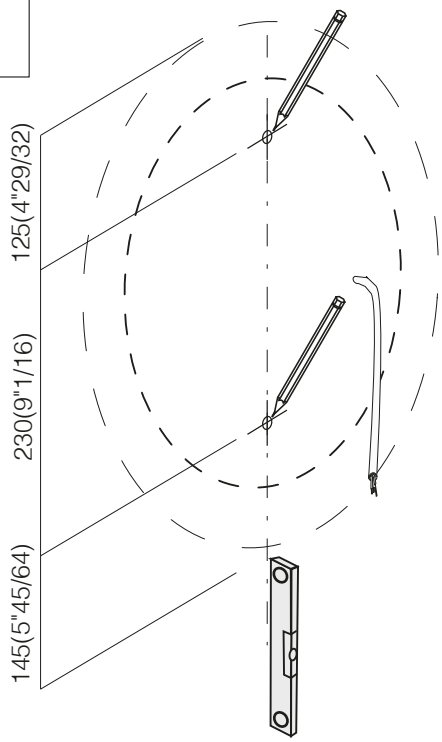

2

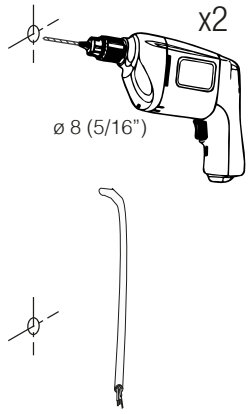

3

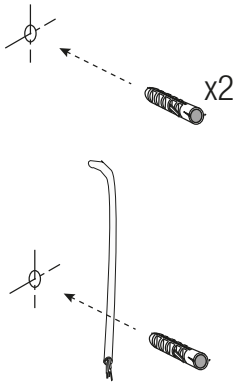

4

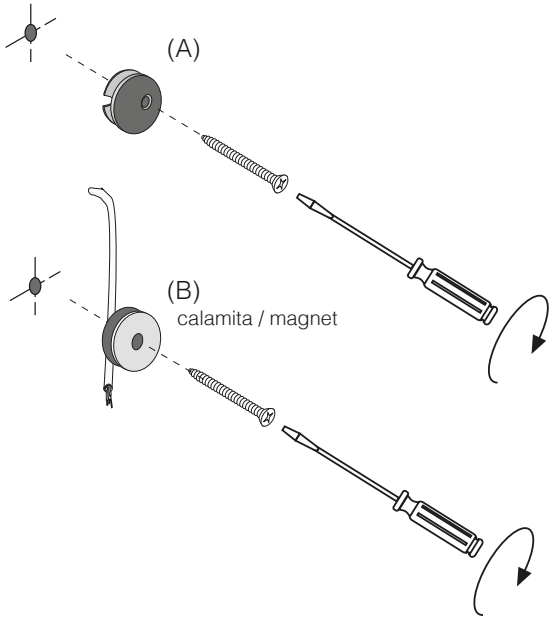

5

Solo/Only ABUC0178L

Togliere tensione all'impianto
Cut off the electricity

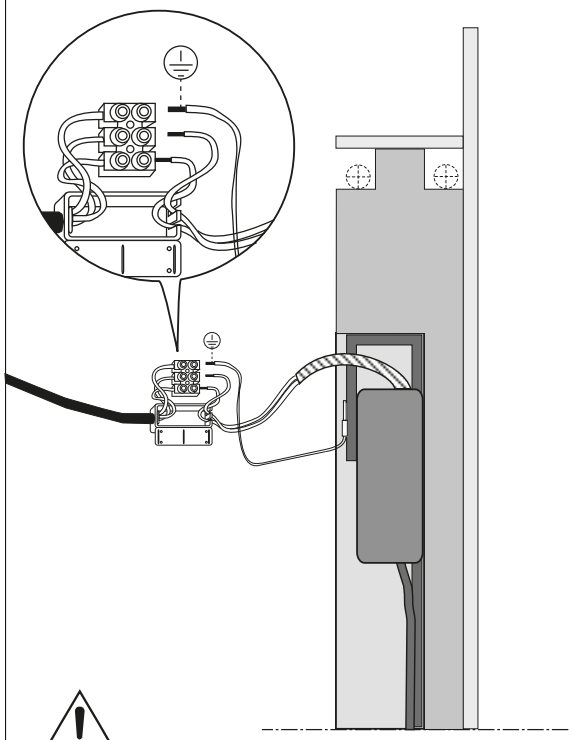

Se si collega tramite spina assicurarsi che sia conforme alle norme vigenti nel paese di installazione.
If the connection is made via plug, make sure that the plug meets the standard of the country in wich it is installed.

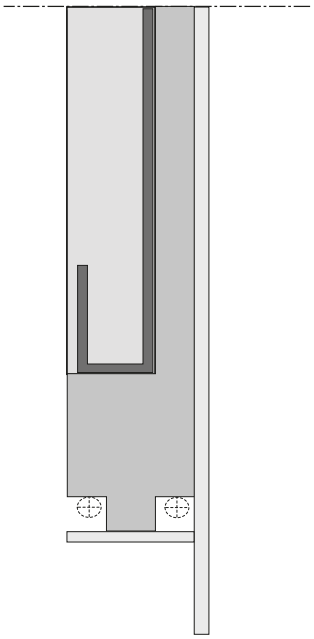
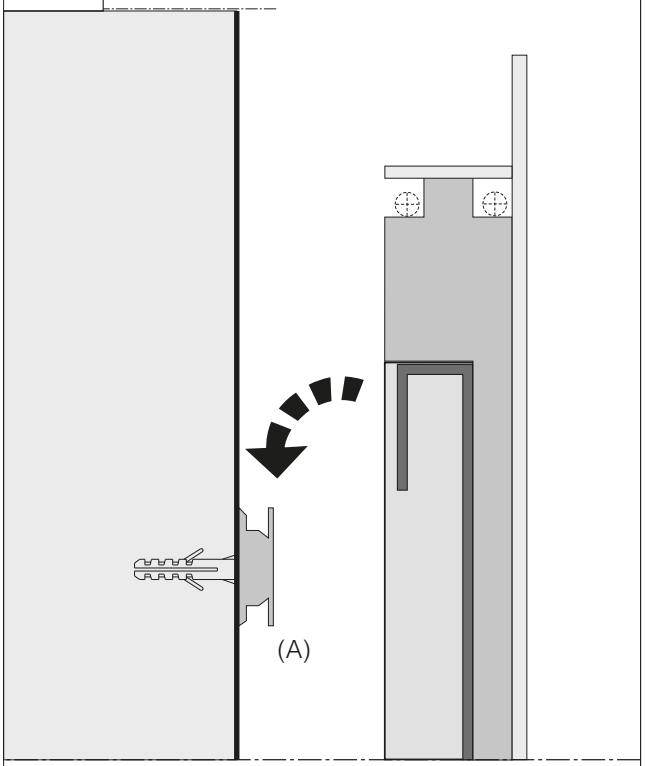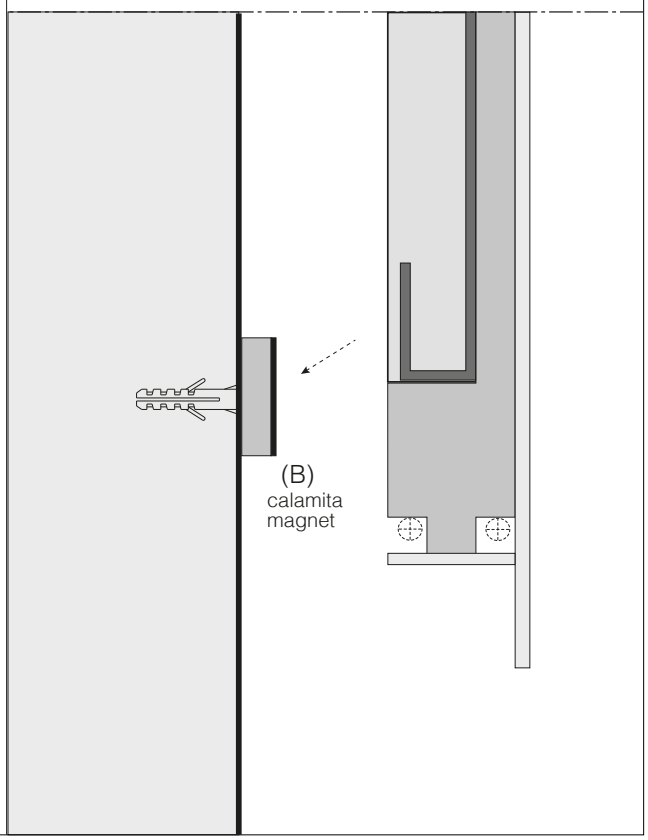
6