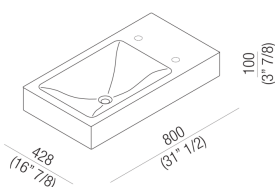




Washbasins 815  
**ACER0815084S\_Z**

Benedini Associati, 2012

Washbasin in Cristalplant® biobased, cm  
 42,8 x 80 (16"7/8 x 31"1/2) with basin on the  
 left



**Finishes**



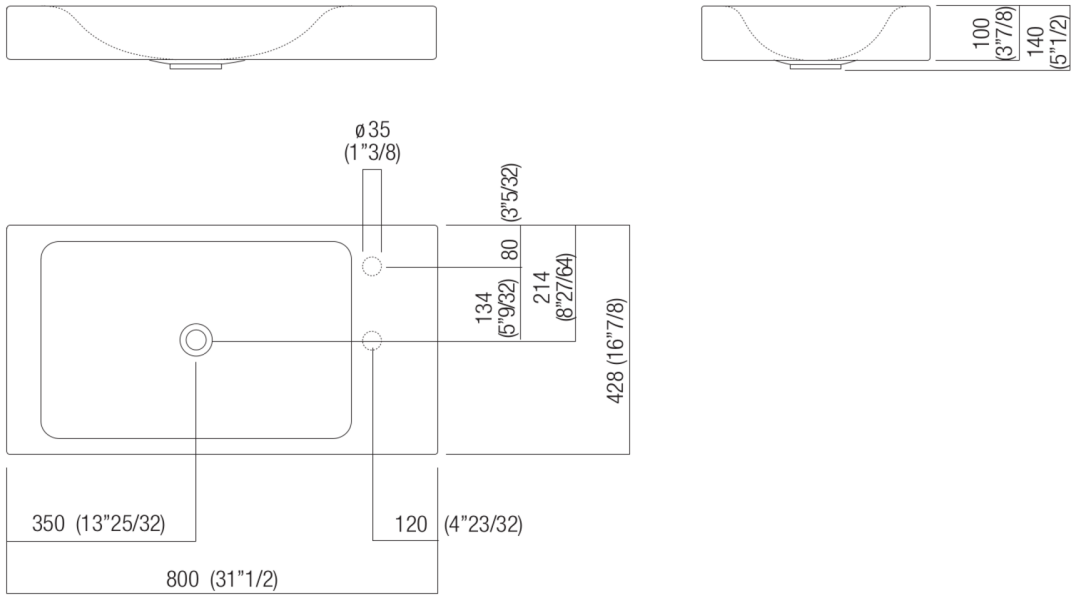
White

Rectangular washbasin in white Cristalplant® biobased without holes or with hole for tap or for tap lever, without overflow. Designed to take .MET0563 or .MET0418L waste with .PLA0456 concealed waste trap. Basin on the left. The washbasin can be delivered also in stone or marble types on demand, price to be calculated.  
 Materials used: Cristalplant® biobased.

|                         |                 |                                   |
|-------------------------|-----------------|-----------------------------------|
| Width:                  | 80.0 cm         | 31" 1/2 inches                    |
| Height:                 | 10.0 cm         | 3" 7/8 inches                     |
| Depth:                  | 42.8 cm         | 16" 7/8 inches                    |
| Weight:                 | 20.0 kg         | 44 lbs                            |
| Packaging measurements: | 47 x 84 x 15 cm | 18" 4/8 x 33" 3/4 x 5" 7/8 inches |
| Weight with packaging:  | 23.0 kg         | 51 lbs                            |

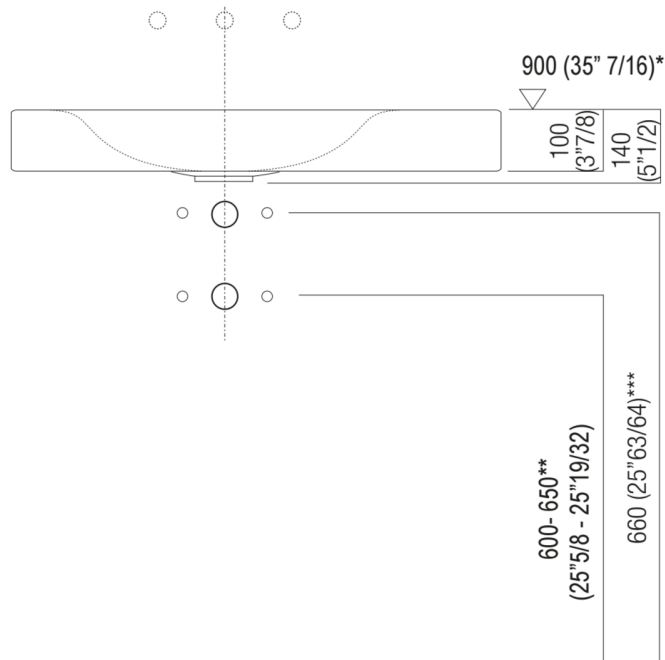


Main dimensions





Installation notes



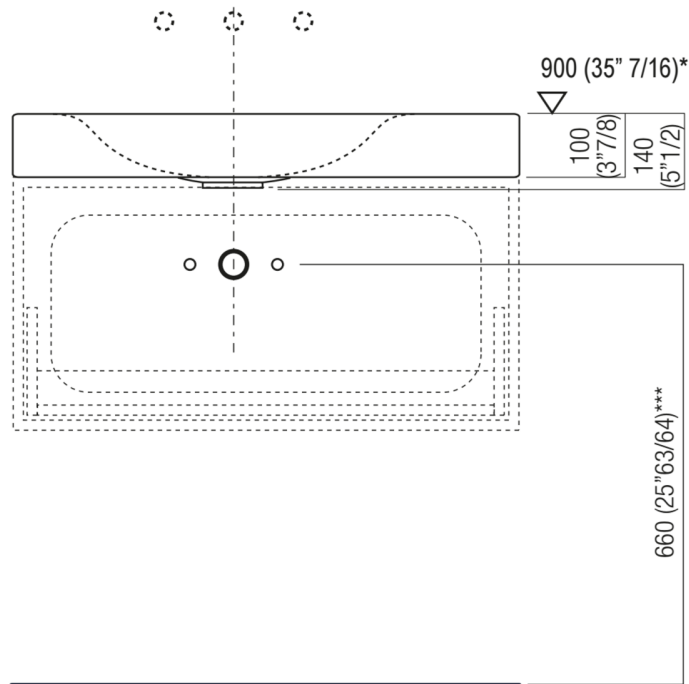
\* h.consigliata / advised h

\*\* scarico per sifone a bottiglia / drain for bottle trap

\*\*\* scarico per sifone ad incasso .PLA0456 / drain for concealed waste trap .PLA0456



Installation notes

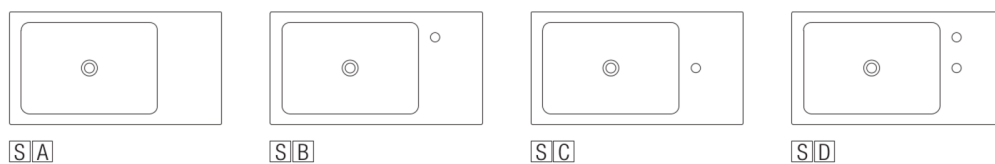


\* h.consigliata / advised h

\*\* scarico per sifone a bottiglia / drain for bottle trap



Drilling scheme



- S vaso a sinistra / basin of left  
 A nessun foro / no hole  
 B un foro / one hole  
 C un foro / one hole  
 D due fori / two holes

Tap position, recommended height

POSIZIONE RUBINETTERIA / TAP POSITION

Altezza consigliata / Recommended height

