

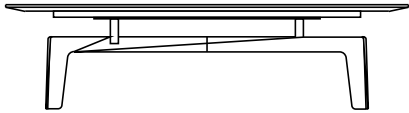


DESCRIPTION

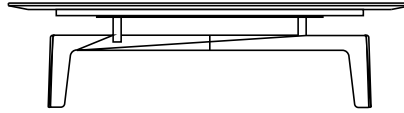
Typology	Coffee table
Structure	Metal sheet thickness 10 mm, painted
Top	Medium density fiber panel in veneer or marble

DIMENSIONS


Height mm 300



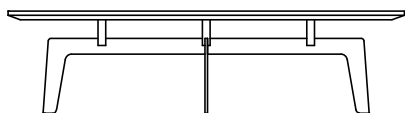
300
11 3/4"



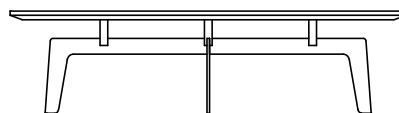
1230
48 1/2"




1230
48 1/2"

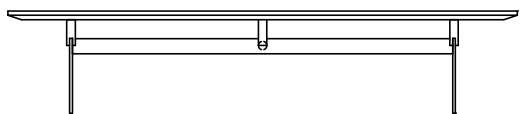


300
11 3/4"

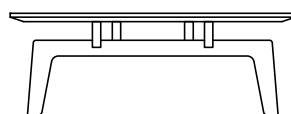


Ø 1230
48 1/2"






300
11 3/4"

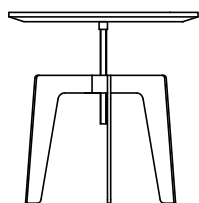


1500
59"



840
33"

Height mm 505



505
20"

Ø 500
19 3/4"

