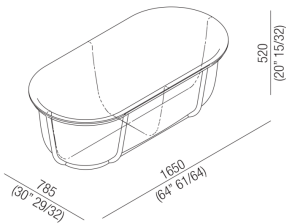




Bathtubs Cuna
 AVAS1079_

Patricia Urquiola, 2015

Bathtub



Finishes



Brushed burnished



Matt black painted



Matt white/dark grey



Matt white/light grey



Matt white painted



Painted matt light grey



White

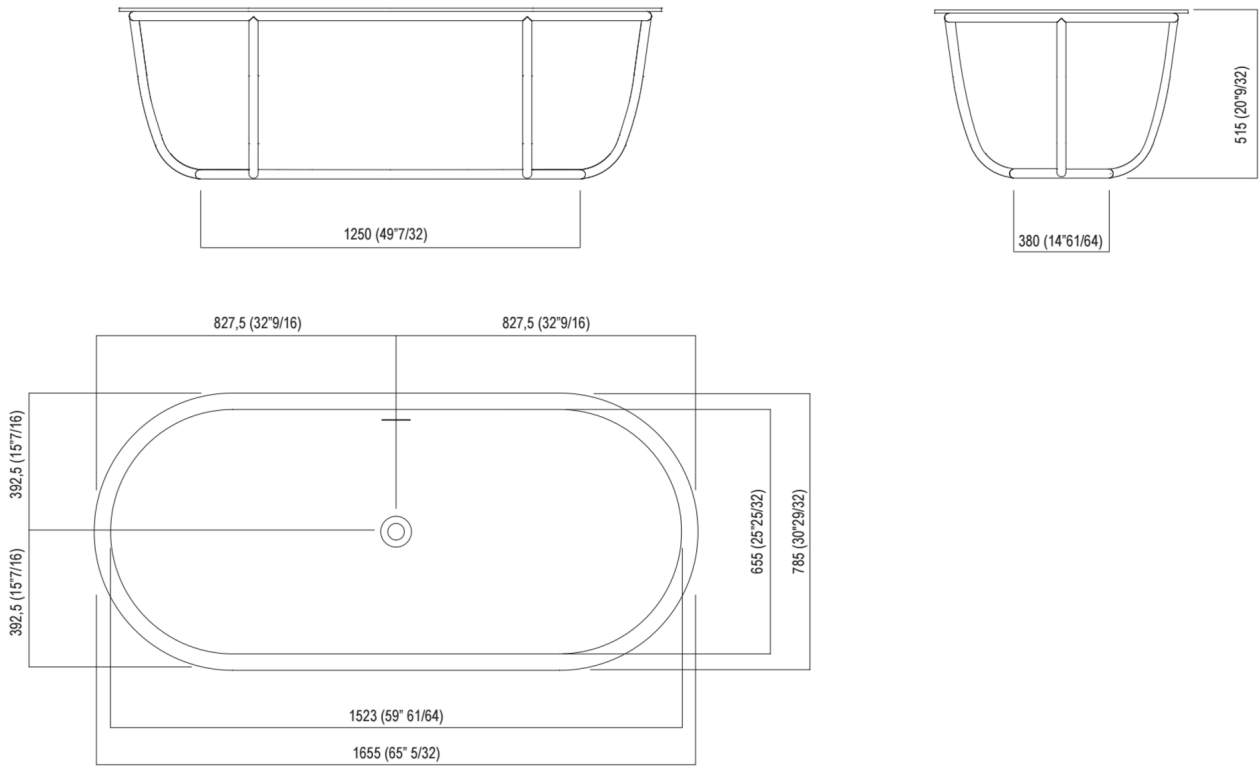
Bathtub in white or two-tone Solid surface (exterior in dark grey RAL7021 or light grey RAL7044) and support structure in tubular stainless steel coated in mat white (RAL9003), mat black (RAL9005) or mat light grey (RAL7044) or brushed burnished finishes. The bathtub comes with chrome waste with built-in overflow system .MET0722S (.MET0434 for bathtubs on view). Without tap holes, taps can be installed on the wall or floor. For an easier installation of the bathtubs we recommend to use the template for the positioning of the waste trap AKITPZVAS. The bathtub and the structure can also be supplied with colours requested by the client, with a surcharge of 15%; for the bathtub on the price of the two-coloured finish, for the structure on the cost of the white finish. Different finishes of the structure are possible too, with price to be calculated.

Materials used: Solid Surface, Stainless steel.

Width:	165.5 cm	65"5/32 inches
Height:	51.5 cm	20"9/32 inches
Depth:	78.5 cm	30"29/32 inches
Capacity:	220.0 l	58 gal
Weight:	33.0 kg	73 lbs
Packaging measurements:	89 x 175 x 78 cm	35"3/64 x 68"7/8 x 30"3/4 inches
Weight with packaging:	69.0 kg	152 lbs

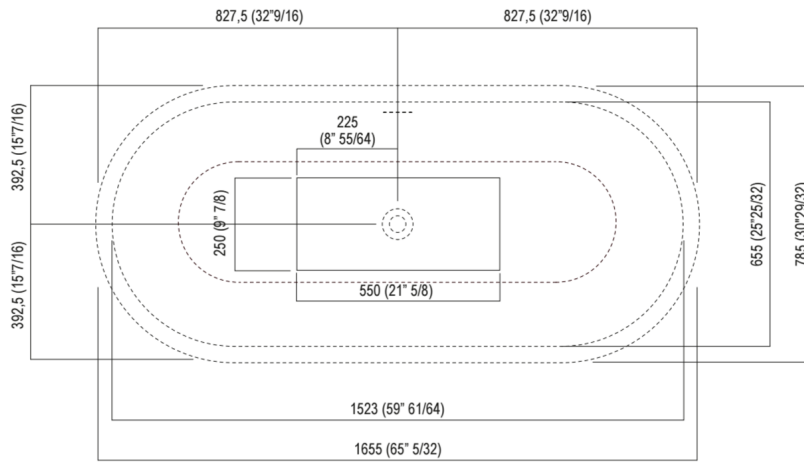


Main dimensions



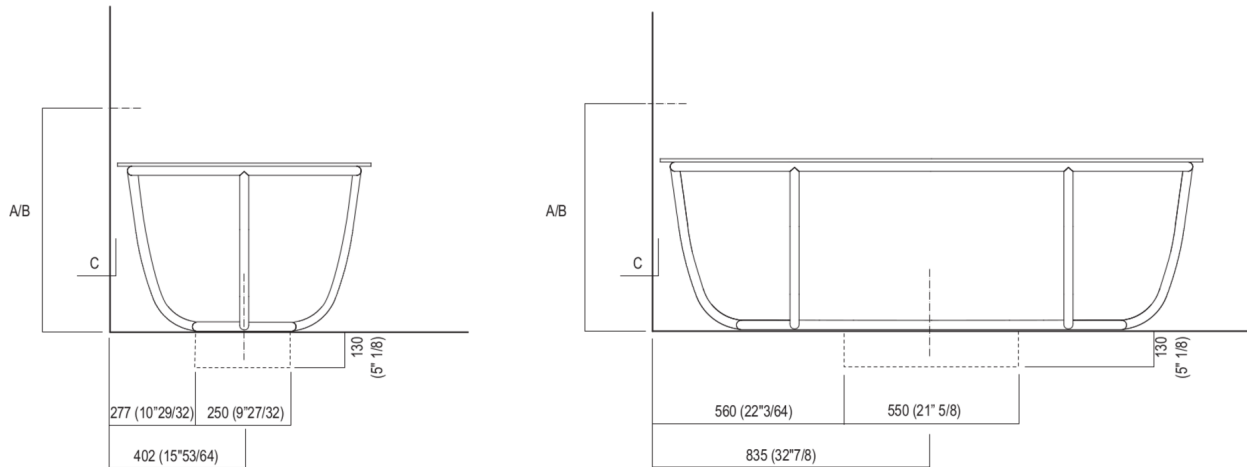


Dimensions for recess





Dimensions for wall mounted taps

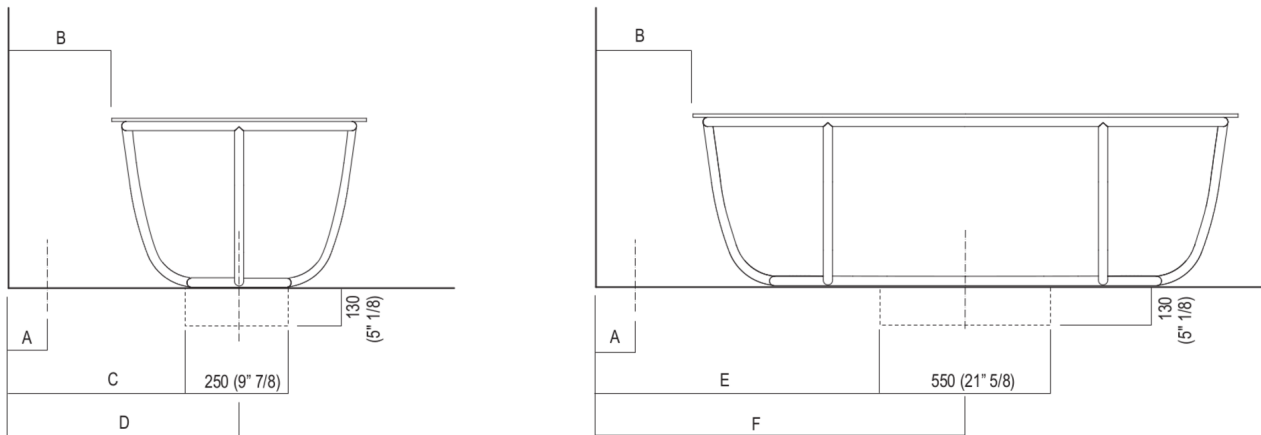


	A*	B**	C
FEZ (ARUB050000L, ARUB051000L, ARUB150000C, ARUB151000C, ARUB1089S, ARUB190000C, ARUB191000C, ARUB1091S)	670 (26*3/8)	-	10 (25/64")
MEMORY (ARUB1076S, ARUB1077S, ARUB1040S)	670 (26*3/8)	-	10 (25/64")
SQUARE (ARUB0932N, ARUB0933N, ARUB1117)	-	670 (26*3/8)	10 (25/64")
SQUARE (ARUB1118)	-	670 (26*3/8)	110 (4*21/64)
SEN (ASEN0912V)	-	670 (26*3/8)	10 (25/64")

* inserasse gruppo / axial distance for tap
 ** filo inferiore gruppo / Tap's lower edge



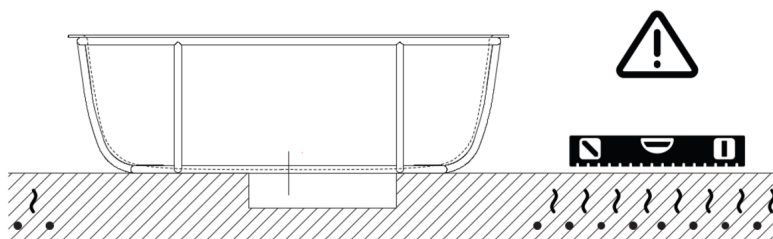
Dimensions for freestanding spouts



	A	B	C	D	E	F
FEZ (ARUB140, ARUB145, ARUB170N)	80 (3"1/8)	165 (6"1/2)	425 (16"47/64)	557 (21"59/64)	750 (29"17/32)	1025 (39"9/16)
MEMORY (ARUB1078, ARUB1072, ARUB1033)	80 (3"1/8)	165 (6"1/2)	425 (16"47/64)	557 (21"59/64)	750 (29"17/32)	1025 (39"9/16)
SQUARE (ARUB0961L, ARUB0934L, ARUB0935NL, ARUB0936NL, ARUB0952L, ARUB1024N, ARUB1112, ARUB1115)	80 (3"1/8)	165 (6"1/2)	397 (15"5/8)	522 (20"35/64)	715 (33"21/32)	990 (38"31/32)
SEN (ASEN0911)	80 (3"1/8)	130 (5"1/8)	397 (15"5/8)	522 (20"35/64)	820 (32"9/32)	970 (38"3/16)



Notes



La vasca deve essere installata su un pavimento perfettamente piano.
The bathtub must be positioned on a flat floor surface.

E' necessario predisporre a pavimento un pozzetto.
It is necessary to prepare a recess in the floor.

Evitare di realizzare impianti di riscaldamento nell'area sottostante la vasca.
Avoid the installation of floor heating plants in the area under the bathtub.