

# LP Cité

**Project name:**

**Project type:**

**Notes:**



## Variant options

Light source	Voltage frequency	Color	Lighting control
51W LED/3000K	120-277V/60HZ	<input type="radio"/> White	Dim 0-10v
51W LED/3500K			

## Product description

Suspended large room pendant  
 Vertical form language  
 Iconic design with six shades off-set from each other  
 Non-symmetrical position of shades  
 Non visible mechanical fixing of shades. Appears to be free floating.  
 Driver integral in luminaire  
 Suspended from wire  
 Cable tighten to wire with O-rings  
 Colour mat white

## Mounting

Simple installation with aircraft cable  
 To be mounted over 4" octagonal junction box

## Design

Julie Richoz

## Weight

Min: 16.934 lbs Max: 16.934 lbs

## Voltage

120-277V/60HZ

## Light description

Primarily downward directed light  
 Large hi-bay type reflector  
 Medium beam angle for good light distribution  
 Large diffuser in front of LED for low luminance  
 White reflector for low luminance and soft shadows  
 Self-illumination, full height of fixture illuminated  
 High efficient COB technology  
 Unique heat management to ensure long life on LED  
 Vertical fin heatsink design  
 Driver integrated inside heatsink  
 Efficient luminaire  
 LED is replaceable  
 Driver replaceable  
 Dimmable

## Material

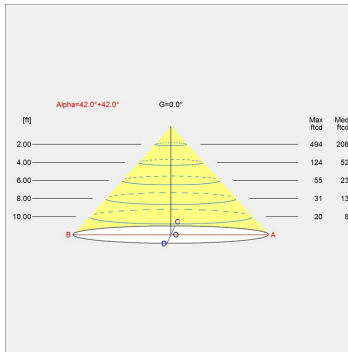
Shades: Rolled aluminium, 1,5mm (0.06") thick, mat powder coated white  
 Top: Die-cast aluminium 3mm (0.12") thick, mat powder coated aluminium colour  
 Reflector: spun aluminium, white  
 Diffuser: PMMA  
 Suspended from one high quality stainless steel aircraft cable  
 Canopy: 7.9" diameter x 3.6" tall cone of spun aluminum  
 Cable: white PVC coated, 12 ft.  
 LED variants available in 3000K with minimum CRI of 80.  
 3500K variants available  
 Electronic constant current, class II driver for 120-277V operation and 0-10V dimming control.

## Finish

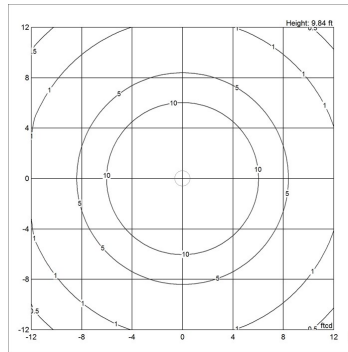
White

## Light distribution diagrams

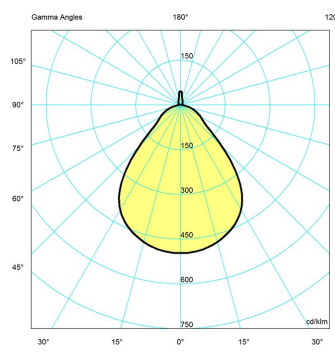
Cartesian



Isolux



Polar



Bug

