

SAND

R&D POLIFORM (1995)




DESCRIPTION

The aesthetics of wood in a wide range of colours, from total white to walnut c. and the palette of mat lacquered colours. Sand is made of pine melamine, with its grain and natural sensation.

Poliform

SAND

R&D POLIFORM (1995)



TECHNICAL DESCRIPTION

TYOLOGY

doors Senzafine collection

OPENING

leaf door, sliding door, coplanar door, folding, drawers

DOOR FINISHING

white pine melamine, pine melamine mat lacquered colours, white larch melamine (horizontal grain), spessart oak melamine (vertical grain), cenere oak melamine (vertical grain), walnut c. melamine (vertical grain)

NOTE

sliding door width 50 3/4" is available only with Rail handle up to h. 102"

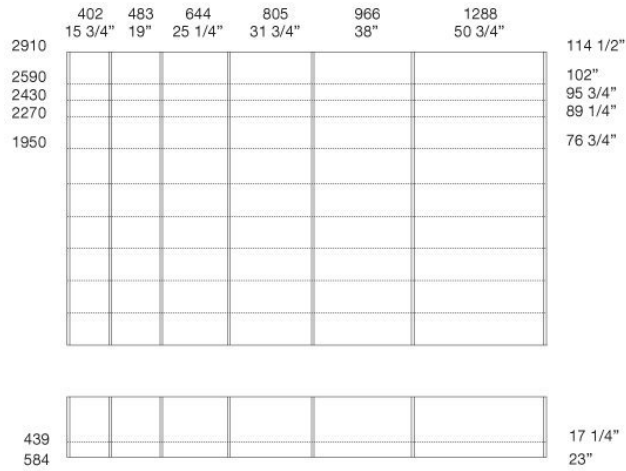
Poliform

SAND

R&D POLIFORM (1995)

DIMENSIONS

wardrobes

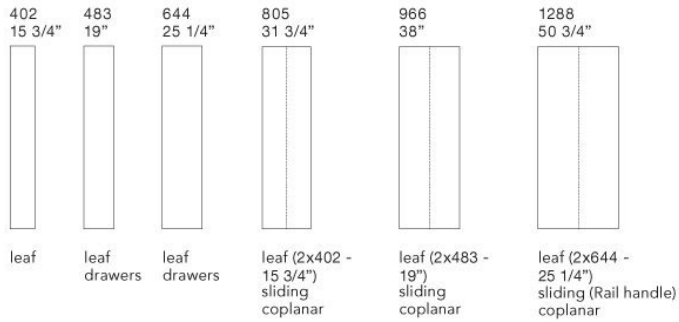


Size calculation with side thickness 25 - 1"

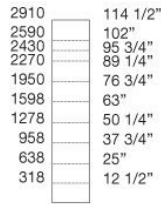
To obtain the total width, add to the sum of the columns mm 25 - 1" for the lateral side.

SAND design CR&S Poliform senzafine doors collection


unit widths



unit heights



Door section



Note

Sliding door width mm 1288 - 50 3/4" is available only with Rail handle up to h 2590 - 102".

Poliform